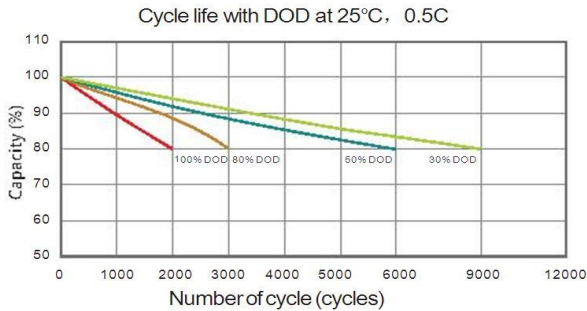


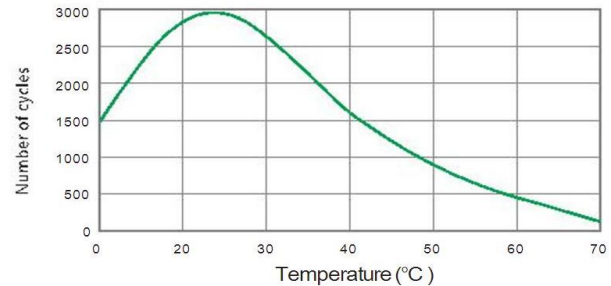
RPower LFP241000

(25.6V 100Ah LiFePO4 Battery)

Number of Cycles vs. DOD



Cycle Life in Relation to Temperature

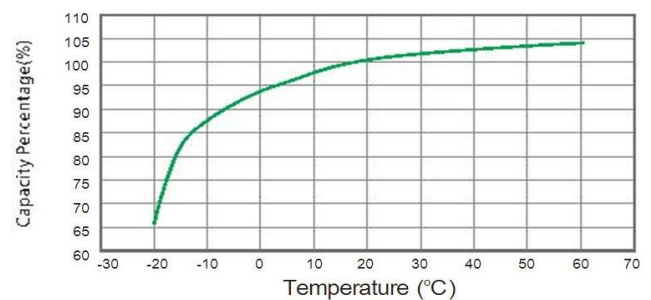


Specifications

Nominal Voltage	25.6V	
Nominal Capacity	100Ah	
Specific Energy	2560Wh	
Dimensions (±2mm)	Length	522mm (20.6inch)
	Width	238mm (9.37inch)
	Height	218mm (8.58inch)
	Total Height	223mm (8.78inch)
Approx. Weight (±5%)	22.00kg (48.50lbs)	
Terminal	M8	
Internal resistance	≤10mΩ@100%SOC	
Voltage window	21.60 to 29.20V	
Max. continuous charge current	100A	
Max. continuous discharge current	100A	
Peak discharge current	200A (10sec.)	
Recommended charge current	50A	
Recommended discharge current	50A	
Charge current cut-off	3A	
Cycle life	≥2.000 Cycles	
Operating temperature	Charge	10°C to 45°C
	Discharge	-20°C to 55°C
Storage temperature	20°C to 30°C	
Storage duration	12 months at 25°C	
Case material	ABS	
Cell type chemistry	Prismatic LiFePO4	
Max. series connection*	1 (Battery)	
Max. parallel connection*	4 (Batteries)	

*series and parallel connection at the same time is not possible

Temperature Effects on Capacity



BMS Characteristics

Primary charging protection	Current: > 100±2.5A
	Delay time: 15±2S
Secondary charging protection	Current: > 120±2.5A
	Delay time: 2±1S
Primary discharging protection	Current: 100±2.5A
	Delay time: 15±2S
Secondary discharging protection	Current: > 200±2.5A
	Delay time: 2±1S
Over-charge voltage protection	Voltage: >29.6±0.2V
	Delay time: 2±0.5s
Over-discharge voltage protection	Voltage: <19.2V±0.2V
	Delay time: 2±0.5s
High Temperature Protection	Charging: 65±3°C; Recover: 60±3°C
	Discharging: 65±3°C; Recover: 60±3°C
Low Temperature Protection	Charging: 0±3°C; Recover: 5±3°C
	Discharging: -20±3°C; Recover: -15±3°C

Constant Current Discharge Data (Ampere / Battery, 25°C)

Cut-off voltage (21.6V)	1h	2h	3h	5h	10h
	100A	50A	33.3A	20A	10A

Constant Power Discharge Data (Watt / Battery, 25°C)

Cut-off voltage (21.6V)	1h	2h	3h	5h	10h
	--	1.160W	774W	468W	236W